

Adults and Communities Performance 2017/18

Quarter One: April – June 2017

PREVENT NEED

Corporate Strategy	Better Adult Social Care
Joint Health and Wellbeing Strategy	Managing the shift to early intervention and prevention

Corporate Priority: Unified prevention offer and Information and Support

Measure and Description		Aim	RAG	In-Year Progress	Year-end Target	17/18	16/17 and Quartile	
Local	% of sequels that 'Prevent Need'	Target Band Width	G	↑	59-63%	62%	58%	TBC
ASCOF 3D pt 1	% of SUs who find it easy to find information	H	N/A	N/A	71%	Due May -18	70%	TBC
ASCOF 3D pt 2	% of carers who find it easy to find information	H	N/A	N/A	N/A	Next survey due 2018/19	63.5%	TBC

Corporate Strategy

Leicestershire's Cultural Environment

Corporate Priority: A Better Place and Visitor Offer

Measure and Description		Aim	RAG	In-Year Progress	Year-end Target	17/18	16/17 and Quartile	
Local	Heritage visits	H	G	↑	Maintain 16/17	43.1k	42.7k (Q116/17)	N/A
Local	Hours of Volunteering	H	G	↑	Maintain 16/17	6.7k	6.1k (Q116/17)	N/A

Corporate Priority: Remodelled Library Service

Measure and Description		Aim	RAG	In-Year Progress	Year-end Target	17/18	16/17 and Quartile	
-------------------------	--	-----	-----	------------------	-----------------	-------	--------------------	--

Corporate Priority: Remodelled Library Service

Measure and Description		Aim	RAG	In-Year Progress	Year-end Target	17/18	16/17 and Quartile	
Local	Total council funded library visits	H	A	↓	1.0m	238.2k	262.1k (Q116/17)	N/A
Local	Total council funded library issues	H	G	↔	1.41m	356.0k	365.8k (Q116/17)	N/A
Local	Total community library issues	N/A	N/A	N/A	N/A	83.8k	98.8k (Q116/17)	N/A
Local	Council funded children's issues	H	A	↔	551.0k	130.7k	135.2k (Q116/17)	N/A
Local	Community library children's issues.	N/A	N/A	N/A	N/A	42.3k	46.4k (Q116/17)	N/A
Local	E-loans	H	G	↑	100.2k	30.3k	16.9k (Q116/17)	N/A

Corporate Strategy

Investment in People – Employment and Skills Support

Corporate Priority: Remodelled Library Service

Measure and Description		Aim	RAG	In-Year Progress	Year-end Target	17/18	16/17 and Quartile	
Local	LALS Success Rate	H	G	↑	85%	96% (Academic year 16/17)	92% (Academic year 15/16)	N/A

REDUCE NEED

Corporate Strategy

Better Adult Social Care

Joint Health and Wellbeing Strategy

Supporting the ageing population;
Improving services for people with learning disabilities

Corporate Priority: Unified prevention offer and Information and Support

Measure and Description		Aim	RAG	In-Year Progress	Year-end Target	17/18	16/17 and Quartile	
-------------------------	--	-----	-----	------------------	-----------------	-------	--------------------	--

Corporate Priority: Unified prevention offer and Information and Support

Measure and Description		Aim	RAG	In-Year Progress	Year-end Target	17/18	16/17 and Quartile	
Local	% of sequels that 'Reduce Need'	Target Band Width	G	↔	13-17%	14%	21%	TBC
ASCOF 1I pt 1	% of SUs who had as much social contact as they would like	H	N/A	N/A	48%	Due May 18	46%	TBC
ASCOF 1I pt 2	% of carers who had as much social contact as they would like	H	N/A	N/A	N/A	Next survey due 2018/19	31.4%	TBC

Corporate Priority: Effective Support for People with Learning Disabilities

Measure and Description		Aim	RAG	In-Year Progress	Year-end Target	17/18	16/17 and Quartile	
ASCOF 1G	% of people with LD in settled accommodation	H	G	↑	80%	79.9%	79.4%	TBC
ASCOF 1E	% of people with LD in employment	H	G	↑	11%	11.6%	11.1%	TBC

DELAY NEED

Corporate Strategy	Integrating Health and Social Care – Better Care Fund
Joint Health and Wellbeing Strategy	Supporting the ageing population

Corporate Priority: Improved Hospital Discharge and Reablement

Measure and Description		Aim	RAG	In-Year Progress	Year-end Target	17/18	16/17 and Quartile	
Local	% of sequels that 'Delay Need'	Target Band Width	G	↔	12-16%	12.4%	12.2%	TBC
Local	Delayed transfers of care	L	N/A	N/A	TBC	780	744	TBC

Corporate Priority: Improved Hospital Discharge and Reablement

Measure and Description		Aim	RAG	In-Year Progress	Year-end Target	17/18	16/17 and Quartile	
	attributable to ASC-only					Total days (Quarter one)	Average Quarter 2016/17	
ASCOF 2D	% of people who had no need for ongoing services following reablement	H	A	↓	80%	77.4%	80.2%	TBC
ASCOF 2B pt 1 <i>*BCF*</i>	Living at home 91 days after hospital discharge and reablement	H	A	↔	87%	86.2%	86.5%	TBC
ASCOF 2A pt 1	Permanent admissions to care (aged 18-64) per 100,000 pop.	L	A	↓	6.1	10.1 (full year forecast)	7.1	TBC
ASCOF 2A pt 2 <i>*BCF*</i>	Permanent admissions to care (aged 65+) per 100,000 pop.	L	G	↑	630.6	560.6 (full year forecast)	633.5	TBC

MEET NEED

Corporate Strategy	Better adult social care
Joint Health and Wellbeing Strategy	Supporting the ageing population

Corporate Priority: Greater Personalisation of Services

Measure and Description		Aim	RAG	In-Year Progress	Year-end Target	17/18	16/17 and Quartile	
Local	% of sequels that 'Meet need'	Target Band Width	A	↔	5-9%	10.9%	9.0%	TBC




Corporate Priority: Greater Personalisation of Services

Measure and Description		Aim	RAG	In-Year Progress	Year-end Target	17/18	16/17 and Quartile	
ASCOF 1C pt 1a	Adults aged 18+ receiving self directed support	H	A	↓	97%	92.5%	95.5%	TBC
ASCOF 1C pt 2a	Adult aged 18+ receiving direct payments	H	G	↔	45%	54.1%	55.4%	TBC
ASCOF 1C pt 1b	Carers receiving self directed support	H	G	↔	99%	99.6%	99.7%	TBC
ASCOF 1C pt 2b	Carers receiving direct payments	H	A	↓	96%	94.6%	96.7%	TBC

Corporate Priority: Strong Adult Safeguarding

Measure and Description		Aim	RAG	In-Year Progress	Year-end Target	17/18	16/17 and Quartile	
Local	Of safeguarding enquiries where an outcome was expressed, the percentage partially or fully achieved	H	G	↔	85%	94.6%	94.2%	N/A
ASCOF 4B	% of service users who say that services have made them feel safe	H	N/A	N/A	90%	Due May -18	91%	TBC

Key to Columns

Measure	ASCOF	A metric within the national performance framework known as Adult Social Care Outcomes Framework (ASCOF)
	Local	A measure defined and calculated for Leicestershire County Council only
Aim	High	The aim of performance is to be high
	Low	The aim of performance is to be low
In year progress		During the course of the year performance is improving. If month-by-month monitoring is not applicable e.g. due to seasonality, progress on year-to-date compared with last year is improving.
		During the course of the year performance is neither improving nor declining. If month-by-month monitoring is not applicable e.g. due to seasonality, progress on year-to-date compared with last year is similar.
		During the course of the year performance is declining. If month-by-month monitoring is not applicable e.g. due to seasonality, progress on year-to-date compared with last year is declining.